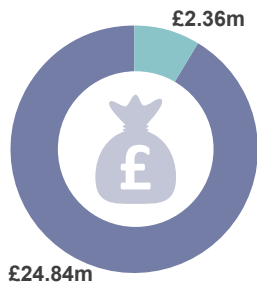


Invest NI Support (2011-12 to 2015-16)

● Locally Owned Businesses

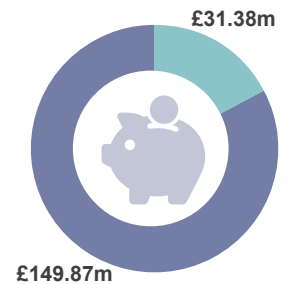
● Externally Owned Businesses

¹Total Support = £27.19m



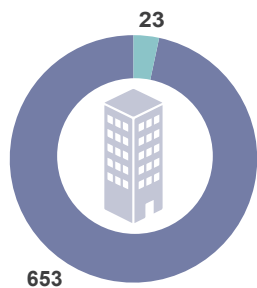
Year	Locally Owned (£m)	Externally Owned (£m)
2015-16	3.61	0.06
2014-15	9.66	1.41
2013-14	4.71	0.13
2012-13	3.94	0.13
2011-12	2.91	0.63

Total Investment = £181.25m



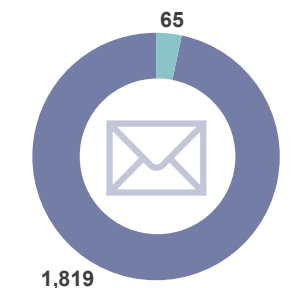
Year	Locally Owned (£m)	Externally Owned (£m)
2015-16	26.67	0.15
2014-15	78.41	26.54
2013-14	19.47	0.70
2012-13	12.03	0.65
2011-12	13.28	3.34

²No. of Businesses = 674



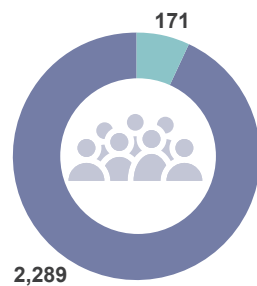
Year	Locally Owned (#)	Externally Owned (#)
2015-16	169	4
2014-15	219	9
2013-14	237	7
2012-13	212	9
2011-12	208	12

Offers = 1,884



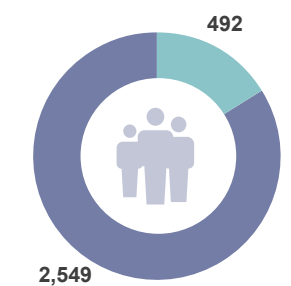
Year	Locally Owned (#)	Externally Owned (#)
2015-16	272	6
2014-15	382	17
2013-14	433	12
2012-13	355	12
2011-12	377	18

³Jobs Promoted = 2,460



Year	Locally Owned (#)	Externally Owned (#)
2015-16	329	0
2014-15	833	120
2013-14	557	8
2012-13	210	12
2011-12	360	31

³Jobs Created = 3,041



Year	Locally Owned (#)	Externally Owned (#)
2015-16	197	16
2014-15	691	14
2013-14	423	0
2012-13	326	453
2011-12	913	9

Type of Support



- Jobs, £13.85m
- Innovation & Technology, £3.10m
- Developing Trade, £0.79m
- Skills, £1.67m
- R&D, £4.86m
- Other, £2.93m

Notes

1. Does not include £1.21m of support to External Delivery Organisations or universities, which contributes towards £1.87m of investment, as this benefits businesses across all of NI.

2. Totals may not add as a business can be supported in more than one year and can move from local to externally-owned during the 5 year period.

3. Jobs Promoted are jobs that businesses plan to create in coming years. Jobs Created are already in place. It is not possible to directly compare the two.

Statistical Context

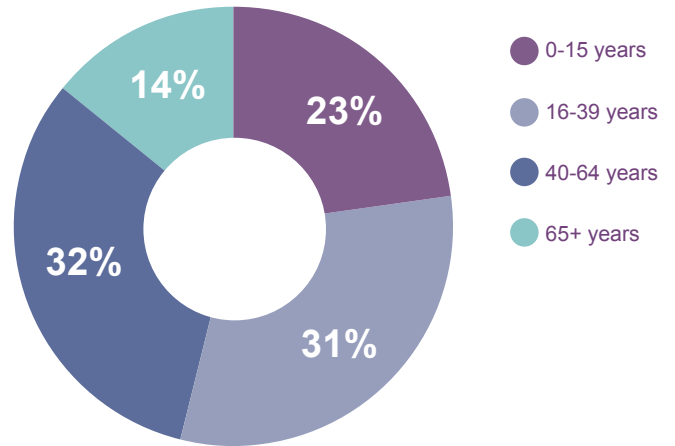
Population (2014)

Total Population
175,403



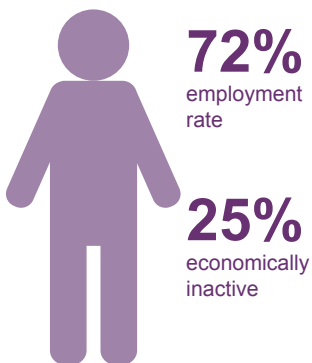
10% of total NI population

Population by Age

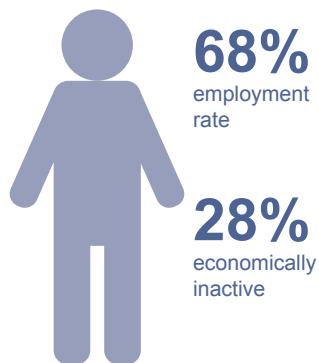


Labour Market (2014)

Newry, Mourne & Down



Northern Ireland




Labour market is composed of Economically Inactive and Economically Active (latter includes those in employment AND those seeking work)

Newry, Mourne & Down

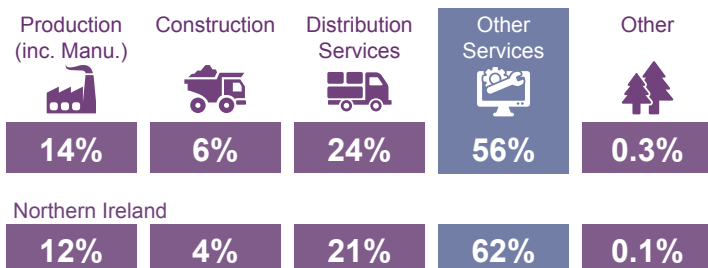


Northern Ireland



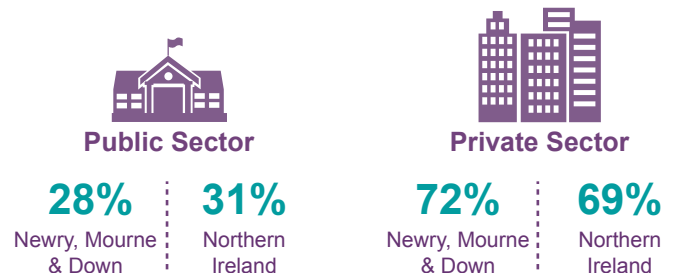
Jobs (2013)

51,178 employee jobs*



*These figures do not include the self-employed or agricultural labour

Public/Private Sector Employment



Earnings (2014)



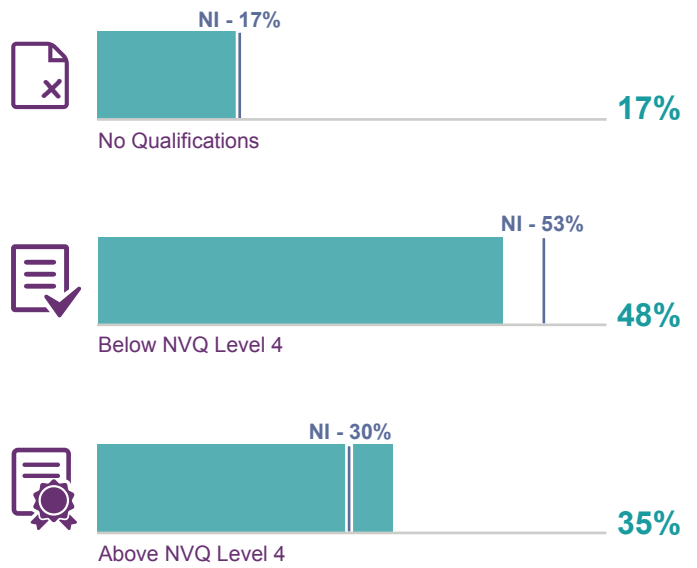
£20,000 Newry, Mourne & Down



£21,345 Northern Ireland

Median gross annual earnings by place of work for full-time private sector employees

Qualifications (2014)



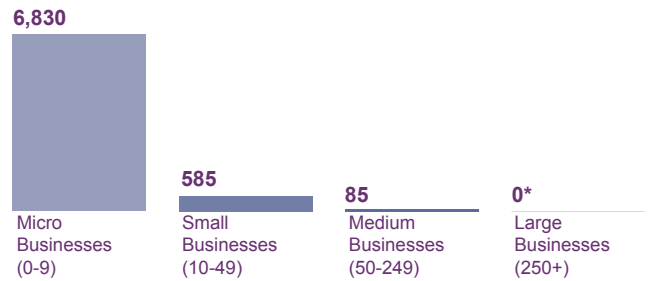
Business Base (2014)

Number of Registered Businesses



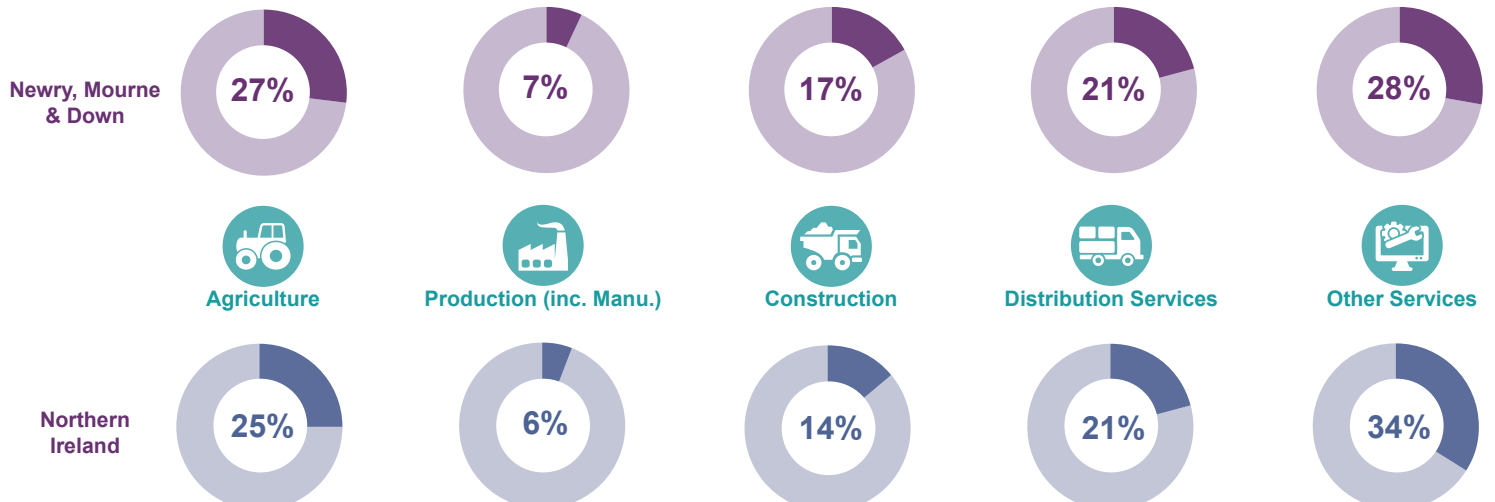
(This accounts for **11%** of all the businesses in Northern Ireland)

Businesses by Size

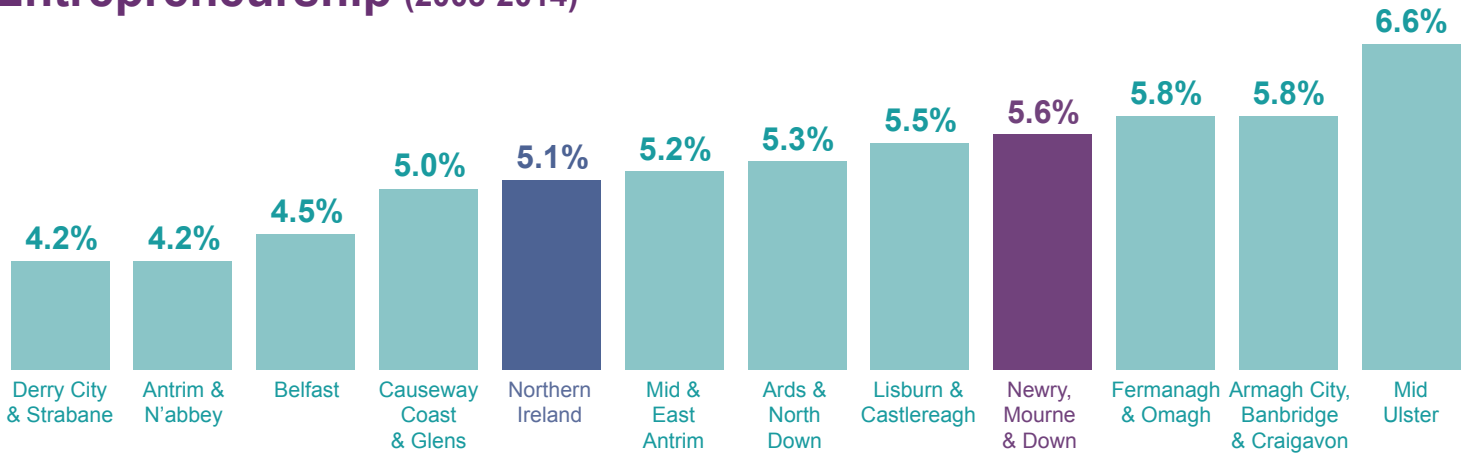


Sub-totals based on rounded data
*Counts under 5 have been suppressed

Businesses by Sector



Entrepreneurship (2003-2014)



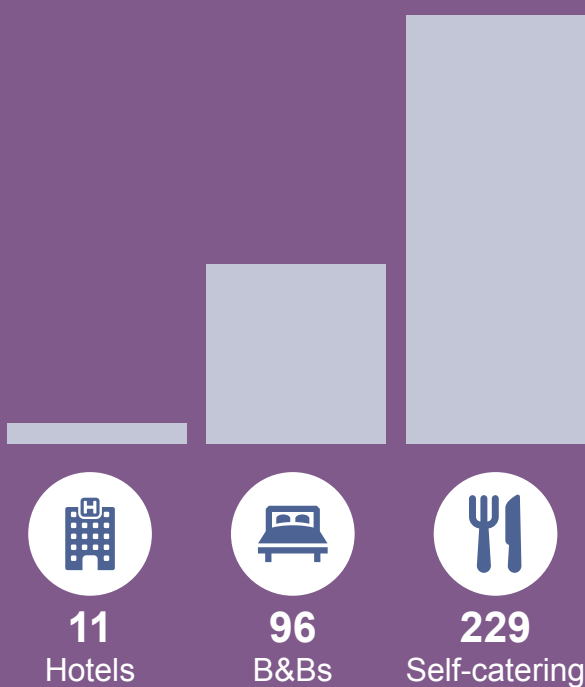
Based on the percentage of the population who have started or are in the process of starting a business

Tourism

Tourism Jobs (2013)

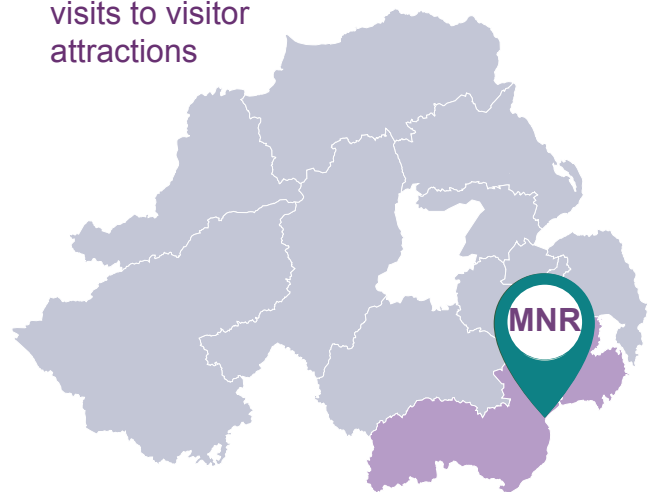


Accommodation (2014)



Visitor Attractions (2014)

1.5m
visits to visitor attractions



Murlough National Nature Reserve was the most popular visitor attraction in 2014

Find out more about Tourism NI